



Job Aid: Premier Pathways™ Business Track In Premier Academy360

Register

1

Open mypremieracademy360.com/vspilp/pages/signup.jsf or scan QR code below:



2

To create a user account, complete the **Sign-up** form fields, including reviewing and accepting the terms and conditions, and click **SIGN UP**.

Note: For the **NPI number**, enter **PATHWAYS**.

Tips: You must use a unique email address to register. The system sends an automated email to the address you provided. If you don't receive the automated email within five minutes, please check your spam folder.

The screenshot shows the 'Sign up' form in Premier Academy360. The form includes the following fields and instructions:

- Instructions:** Please choose a password with at least 8 characters (uppercase and lowercase letters, numbers and special characters). Fields marked with an asterisk (*) are mandatory.
- First name *:** Input field containing 'Susan'.
- Last name *:** Input field containing 'Withers'.
- NPI number (See FAQ for details) *:** Input field containing 'PATHWAYS' (highlighted in orange).
- Practice name:** Input field containing 'PATHWAYS'.
- What is your role within the practice? *:** Dropdown menu with '8 Other, specify below' selected.
- If not listed above, please specify:** Input field containing 'Student'.



Practice address
1234 Learning Way

Practice city
Enterprise

Practice state
PA

Practice zip code
17011

Practice phone number *
7175557890

User name / email *
SusanRWithers@Comcast.net

Password *
••••••••

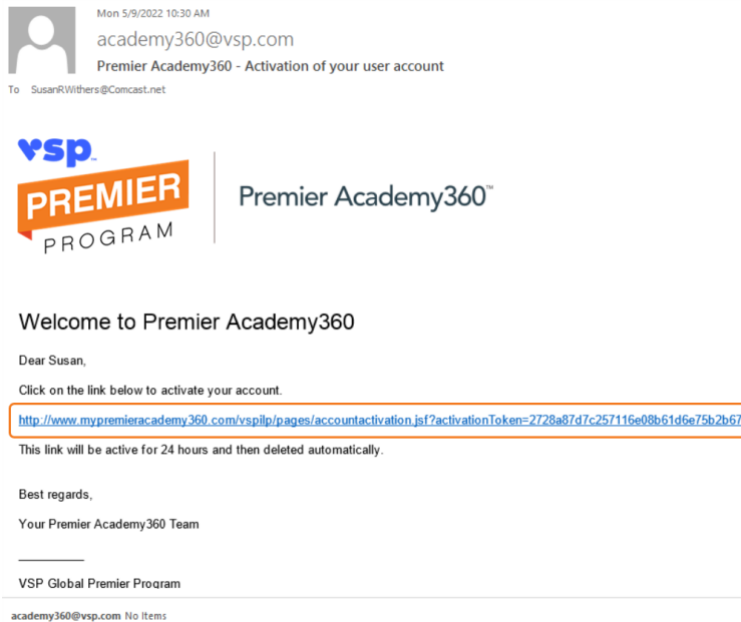
Repeat password *
••••••••

I accept the [VSP Terms of Use and Privacy Notice](#)

SIGN UP

3

Open the activation email and click the link to activate your account.



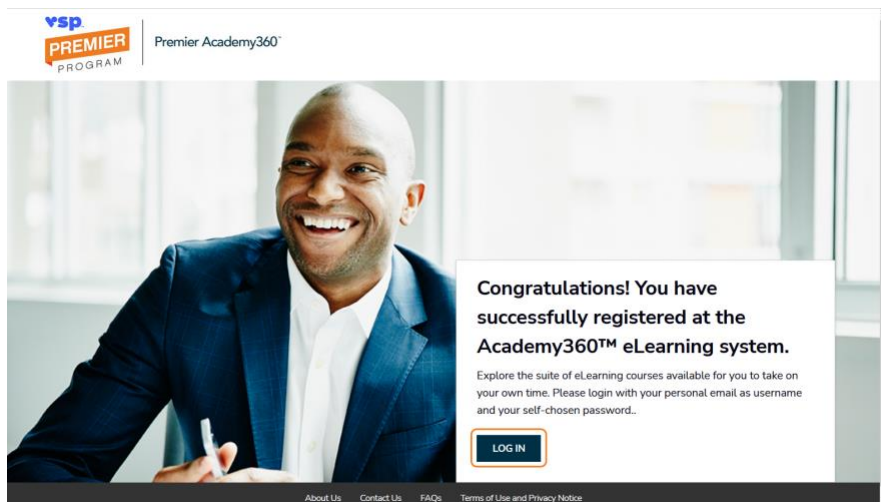
Note: The Premier Academy360™ Login page opens.



Log In

1

Click **LOG IN**.



Note: Going forward, you can access the Login page directly at mypremieracademy360.com.

Find, Open, and Enroll in a Course

1

In the **Search** field, enter the course number or name and click **SEARCH**. For this example, we've used *It Starts with Marketing*.

It Starts with Marketing

Note: As an alternative, click **SEARCH CATALOG** to see a list of all courses to which you have access under your account.



- 2 In the search results, click the course you want to access. Then, on the description page, click **ENROLL**.

404GP It Starts with Marketing

15 Value Points for Academy360

📖 Online course

Description

Creating awareness about your practice is the first step to getting noticed. Take this course to learn how to speak to your consumers' unique needs and leverage the right communication channels to successfully market your business.



ENROLL

- 3 After you enroll, the course content becomes available. To launch the course, click the **Arrow** icon at the lower right.




404GP It Starts with Marketing

📖 Online course 🔊 In progress

Description Course

Content

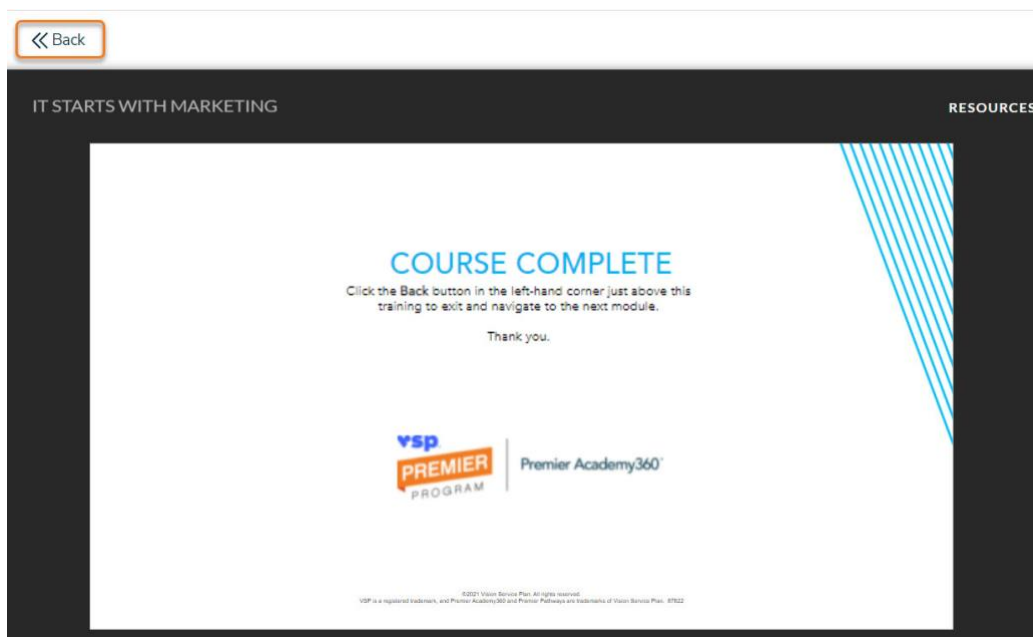
IT STARTS WITH MARKETING



Complete a Course

- 1 After you finish the course, click **Back** in the left-hand corner just above the training to complete the course.



Additional Information

Receive Full Access

If you are, or when you become a VSP® network provider, contact academy360@vsp.com to get full access to courses, badging, and more in accordance with your practice's Premier Program status.

Contact Us

For Premier Academy360 questions, reach out to academy360@vsp.com. For more information about Premier Pathways, visit careers.odpaths.com.

©2022 Vision Service Plan.

VSP is a registered trademark, and VSP Vision, Premier Academy360 and Premier Pathways are trademarks of Vision Service Plan. All other brands or marks are the property of their respective owners. 105324